

Still Alive With Sir Clive!

ZXir QLive Alive!

The Timex/Sinclair North American User Groups Newsletter

Volume 7 No. 3

Autumn '97

Chairman

Donald S. Lambert

Auburn, IN

MEMORY MAP

ROUTINES

ADDRESS


- 2 Information and Chairmen — Treasury Notes
- 3 *Input/Output* — by Abed Kahale
- 3 QPC
- 4 RAMTop TS-2068 - Bob Swoger
- 4 Got Milk?
- 6 LarKen Graphic Adventure - Les Cottrell
- 6 Download from SOL BBS - Bob Swoger
- 7 ZEBRA is back - Tim Swenson
- 7 Sinclair E-Mail List
- 8 From The Chairman's Disk — by Donald Lambert

FILES

- 8 Z88 Revisited - Donald Lambert
- 10 D'You Know ? Internet - Al Feng
- 11 More On QPC - Robert Hartung
- 12 QPC - The Missing Link - Al Feng
- 14 Internet To LarKen - Les Cottrell
- 15 Sequential Paragraph - David Lasso
- 15 ZX-Team Fest - ZX-Team Magazine
- 16 Menu Magic - David Lasso
- 16 TeleCom Menu - David Lasso
- 19 ZEBRA on the Net

SUBROUTINES

- 20 Unclassified Ads
- 25 FWD Computing
- 26 Sinclair Users List



ZXir QLive Alive! ©

ESTABLISHED 1991

THE TIMEX/SINCLAIR NORTHAMERICAN USER GROUPS NEWSLETTE

T/SNUG Information

We wish to support the following platforms : ZX-80/81, TS-1000, Spectrum, TS-2068, Z88 and QL. If you have any questions about any of these fine Sinclairs, contact the:

Chairman

Chief Motivator
Donald S. Lambert (ISTUG)

Vice-Chairmen

Tape & JLO PD Library

D. G. Smith
415 Stone St.
Johnstown, PA 15906
814 535-6998

Z88 Library

Dave Bennett (HATSUG)
1275 Timber View Dr.
Mechanicsburg, PA 17055-9146
717 732-4374

ZX-81 PD Tape Library

Ed Snow
2136 Churchill Downs Cir.
Orlando, FL 32825
407 380-5124

RMG Enterprises

Rod Gowen (CCATS)
14784 S. Quail Grove Cir.
Oregon City, OR 97045
503 655-7484 FAX 503 655-4116

TS-2068

Rod Humphreys (VSUG)
10984 Collins Pl.
Delta, BC V4C 7E6 Canada
604 583-2819

QL PD Library

John Donaldson (CATUG)
835 Foxwood Cir.
Geneva, IL 60134-1631
630 232-6147

AERCO & Z80 Emulator

Keith Watson
41634 Amberly Dr.
Mt. Clemens, MI 48038

BBS -----GATOR-----

Bob Swoger (CATUG)
613 Parkside Cir.
Streamwood, IL 60107-1647
630 837-7957 Work 847 576-8068

Any of the above can also be reached by e-mail through the
MMCC BBS 847 632-5558

ZXir QLive ALive!

Is the newsletter of T/SNUG, the Timex/Sinclair North American User Groups, providing news and software support to the T/S community in a **VOLUME** of four newsletters per year, beginning with the Spring (March) issue.

T/SNUG's main goal is to preserve and encourage the use of Sinclair computers by providing an open forum for the exchange of knowledge, building and maintaining of software libraries. Providing vendors, repair service and members with free ad space.

It is the user groups and individual subscribers, rather than the vendors, that provide the pecuniary support for this newsletter. Vendors and developers receive this newsletter free of charge, though contribution from vendors and user groups is gratefully accepted. Please support our vendors and service providers whenever possible.

If you have a problem or you have solved a problem, please share it with the rest of us. No problem will be considered unimportant.

Editor/Treasurer LarKen PD Library

You can keep T/SNUG alive by an annual contribution of \$12 for one VOLUME made payable to Abed Kahale. Send check to:-

ABED KAHALE
3343 S FLAT ROCK CT
SIERRA VISTA AZ 85635-6874
520 378-3424

Back copies are available for \$0.75 each postpaid.

Trea\$ury Note\$
As of September 10, 1997, we have a balance of \$833.29

Article Contributions

Send in your articles by tape or disk and your inputs to:—

DONALD S LAMBERT
1301 KIBLINGER PL
AUBURN IN 46706-3010
Phone 219 925-1372

By hardcopy, MSDOS or modem (3-28.8) to:

Abed Kahale

E-mail: AKahale@compuserve.com

GATOR's TWISTED PAIR

To better inform the Sinclair Community, four 24-hour a day BBSs are now provided to serve you. You are encouraged to exchange mail and use the files sections of these boards. Bulletins and ads are available to all.

Q-Box BBS 810 254-9878

Utica, Michigan

SCC Sever Jose Moreno

<http://members.tripod.com/~helpme/>

SOL BBS 520 882-0388

Tucson, Arizona

MMCC BBS 847 632-5558

Arlington Heights, Illinois

If you know the Internet E-Mail address of a Sinclair user, but do not have access to Internet, simply address your E-Mail to GATOR Sinclair on the 24-hour MMCC BBS and include the name and E-Mail address of the user you wish to reach. Then check the MMCC BBS from time to time if you expect a reply.

We encourage you to exchange mail and contribute to the UPLOAD section. Call and register using your first, last name and phone number along with a password you won't forget. **Write it Down!** Do not try to do anything else at this time.

When you call-in the next time, you will have Level 5 security and be able to enjoy full user privileges. The BBS has smaller sections called conferences. Select "J" for "Join a Conference". Select "TIMEX" to get into the Sinclair Section. The mail you then read will only be from other T/S users. Use extension .ART for articles, .ADS for ads and .NWS for news when UPLOADING.

For help, contact the SYSOP, Bob Swoger, by leaving a message, mail, E-Mail or phone.

Bob_Swoger-CENG108@email.mot.com

Input/Output

by *Abel Kahale*

I have been informed that Jack Dohany was offering a Spectrum ROM which could be installed inside the case of a TS-2068 computer, in such a way that the resident Sinclair ROM would be switch-selectable.

I wrote Jack Dohany, but my letter was never answered. Is this his correct mailing address?

827 Vera Ave
Redwood City, CA 94061

This is the address I have for Jack Dohany.

Do you have his E-mail address?

I don't have an E-mail address for Jack.

Another question: Is there a source in America for Spectrum software on cassette tape, usable in TS-2068 computers? I am thinking of such utilities as assemblers, not particularly interested in games.

Seymour Miller
109-14 Ascan Ave 1L
Forest hills, NY 11375
718 544-4508
seymil@delphi.com

I do have the dual ROM with a switch to select either the TS-2068 or Spectrum ROMs. I am afraid this ROM is no longer available.

One solution for you would be to get a Spectrum ROM Game Port plug-in from FWD or RMG. Of course it will work with other than game programs.

The second solution is to get a LarKen Disk System. The LarKen DOS board has a open socket for a ROM. This ROM can be a LarKen Spectrum V2, Dohany corrected Spectrum or Dohany corrected TS-2068. Rod Gowen and Frank Davis may have them all as well as Spectrum software.

... It just keeps getting better!

You and the others responsible for publishing the newsletter continue to do a fantastic job. Many thanks for the professional quality of your work.

Hugh W. Scriven Jr.
Chula Vista, CA

Thank you for the kind words, that is what keeps us going.

Sender: Edk4@aol.com

Greetings. I am the former editor of the NESQLUG News and a long-time QL'er.

I am presently the Librarian of NESQLUG, and was reading the recent issue of ZXIR, which arrived today when, just as I got to the most interesting part of Bob Hartung's QPC article - *it disappeared* - arrggghhhh !!!! I hate when that happens

I am VERY interested in the QPC, (which Bill Cable is going to demonstrate at our next meeting), and would greatly appreciate your sending me the remainder of that

article so that I might share it with the other members. If you could Email it to me, I would be most indebted to you.

Y'all are doing a great job. Keep it up, and keep it going. Thanks.

Ed Kingsley

oops!!!

Sorry for the inconvenience I caused you and other members. I didn't catch the mistake till it was too late after I ran all of the copies.

Pages 19 and 20 are out of order; page 20 is there on the back of page 19.

Glad to hear from you, I wish it was on a more pleasant subject.

Subject: Oops, sorry

That's what I get for trying to think before I've had at least three cups of coffee.

My apologies. I did look thru the issue, but the "Nose is part of the body" filler must have confused me, more than usual.

Thank you for pointing this out without making me feel like an imbecile. I've made a number of such "re-arrangements" in the "NEWS", but nobody ever mentioned them to me. I guess they didn't notice or they didn't read the newsletter. At least you know I read your newsletter - and good it is, too.

Ed Kingsley

Edk4@aol.com

You think our age has something to do with it?!!
Here is a correction from Robert Hartung:-

For any who did a double-take at a line in my first article which stated "similar to what 13I REN users have reported with sons: keyboards . . . , " it was an example of what a text scanning device, OCR (Optical Character Recognition), and a spell-checker can conspire together to do when they get devious. The scanner gets an unclear image of adjoining characters, the OCR decides something in its memory matches that, and by coincidence a new word or character-sequence is created which just happens to be in the spell-checker dictionary. The result is computer-generated text that makes it sound like somebody's sons are up to something!

Anyway, the original phrase was: "similar to what DI REN users have reported with some keyboards. . . ." Also, some critical punctuation marks were dropped in the DO definition command-line, which should have read:

```
OPEN_NEW #7,KEYS:PRINT #7,"HOT_GO":  
PRINT #7,"ALTKEY #,CHR$(92)":PRINT #7,  
"ALTKEY CHR$(39),CHR$(34)":PRINT #7,"ALTKEY  
'3',#":CLOSE
```

Dear Abed :

We have noticed, that the use of LYNX to search the net need not require typing `http://` in front of every Universal Resource Locator (URL.)

That is, instead of ENTERing
lynx `http://cnn.com`

in order to access the CNN web site, it is now only necessary to ENTER

`lynx cnn.com`

and we get the same result!

Now, this is when using lynx *only* and when accessing our Internet Service Provider (ISP), so your results may vary, but it is worth TRYing out, since `http://` is difficult for us to constantly have to type in before every URL.

!!!!!!!!!!!! KEEP ON TIME X 'n !!!!!!!!!!!!!!!!!!!!!

Abed, if you can, would you please reflect that message back to me?

Please, let your readers know, that use of LYNX to surf the net need not always require those annoying, repeated key strokes of

`http://`

Also, we do not all have access to the net at only \$9.95 per month!!

Does that help?>Dave Lassov

Abed

Thanks again. We tried installing QPC on my 486 Laptop, Sunday, to see how fast it would run, and 1) It DIDN'T and 2) It messed up my display something terrible. Everything is hi-contrast/lo-resolution and I can't figure out how to get it back the way it was Sigh ...

Since Bill Cable is much younger than I am, maybe age didn't play a part in this one (?)

Ed Kingsley

Sorry to hear about the problem with the laptop. The video display driver software must not be compatible with the laptop.

I had a similar

experience and as a last resort, I delete everything and started from scratch, very aggravating indeed.

One of the many wonderful things about the TS2068 is that there has been so much written to inform the user how to use all the features and capabilities. The manual for it is more informative than manuals I've seen for other brands. The way the memory is mapped makes programming a pleasure. The system ROM is located between 0 to 16383. The rest of space up to 65535 is RAM.

Moving RAMTOP down to hide machine code is done by simply giving the command CLEAR followed by the address of the last byte of RAM you wish the computer to know about.

The TS2068 manual tells us that if we want to display something on the screen, we just POKE something into the RAM space between address 16384 (16 X 1024) and 23296 (16384 + 6912) or print something to one of 768 screen locations.

Because TASWORD II is more like a line editor than a word processor, every character and space displayed on the screen is stored in predictable RAM locations. With the use of HEADER.B1 by Nazir Pashtoon for tape and Disk Doctor by George Chambers we find that the start address for TASWORD documents 33280. This is the address of the first character on the top left most position on the screen.

If we do not enter printer controls into a TASWORD II document, the location of each character printed on paper and screen is easily located in RAM. If we want to see the text just entered into TASWORD II, we know to look for as much as 300 lines of 64 characters per line starting at address 33280 in RAM. Since 300 lines of 64 characters is 19200 bytes (300 * 64), the last character would be at address 52479 (33279 + 19200). The sixth character on the fifth line would be at location 33541 found by:

$$33279 + (4*64)$$

$$+ 6 = 33541$$

The following short program will display the first 10 lines of a TASWORD II document named `wpfile.Ct` to the screen just as it appeared on the screen when you typed it into TASWORD in the 32 column mode:

```
10 RANDOMIZE USR
100:LOAD
"wpfile.Ct" CODE
33280
```

```
20 FOR I=33280 to
```


```
(33279+(10*64))
```

```
30 PRINT CHR$ PEEK I,
```

```
40 NEXT I
```

This won't work very well with `mscript` because `MSCRIPT` lines are of indeterminate length.

Now suppose you wanted to print out a portion of a VU-CALC spreadsheet to a large printer. Each VU-CALC cell is seven characters wide. There are 50 cells across. The address of the first character in the first cell is 34567. The



Got Milk?

**"Friends, Romans and
country men, lend me your
ear."**

William Shakespeare

Willie didn't really mean it, take heart.

Oh!! No Not my heart ... you don't.

Editor

address of the last character in the last cell in the first row is (34567 + (50 X 7)) or 34567 + 350. Since there are 50 rows, the last byte in the VU-CALC file is 50 * 350 or 17500 + 34567 or 52067.

As you can see, we can use simple calculations to locate where each byte of a VU-CALC file and each byte of a TASWORD II file resides in RAM. Armed with this knowledge, we can write a program to move VU-CALC cell information directly to a Large Printer or into a TASWORD II file for further formatting.

Since the large printer can print only 10 columns with reasonable left and right margins rather than all 50 columns across the page, VC2LP.B1 asks you to choose the left most column to be printed. It then prints that and the next 9 columns and all 50 rows below.

TASWORD, being capable of 64 characters in a row, allows us to load 9 VU-CALC columns (9 X 7 = 63) into a TASWORD II file using VC2TAS.B1. The added advantage of doing this before printing is that the file can now be modified further for better readability of the spreadsheet. Since many of our spreadsheet applications don't require all nine columns there is usually room to improve the appearance of the printout by moving the columns apart and using complete words for headings rather than being limited to 7 characters.

The two programs, VC2LP.B1 and VC2TAS.B1, are both provided as part of the LogiCall ensemble of programs available from Mechanical Affinity and RMG for \$15.

Thanks to Marie Kendall for alerting this author of a bug in an earlier version of VC2LP.B1.

==== GATOR ====

To: Swoger-CENG108 Bob
From: fdavis@iquest.net@INTERNET
Subject: Re: SinclairFEST

Bob, it has been a long time since I have heard from you. I trust all is well.

Carol came through her operation okay and will be back to normal in 3-4 more weeks.

When is your picnic? I have about 13 boxes of TS and QL stuff on its way to me. some of this I would like to take up there. The guys from Michigan told me they wanted to go. any word on the SMUG people? I need to know times and where exactly, so as not to conflict with other events. Frank

Thanks for reminding me. None of the CATUG group plan to go to Dayton this year. We probably should stay off that date because the SMUG and Q-BOX group and probably you may go to Dayton. Glenside usually has the picnic a week or three after Dayton, August is too uncomfortable. I shall put it to the membership for a solid date. The stuff your getting, it isn't from RMG, is it? Our best to Carol for a speedy and comfortable recovery.

Bob Swoger-CENG108@email.mot.com

Today, we shot off another article for ZQA, entitled TELECOMM MAIN MENU.

It refers to the menu, the listing of the menu, the CATALOG of RAMdisc, and the CATALOG of disc drive #3.

Well, the first was printed on the BROTHER M1109 in draft quality ONLY, since the NLQ was interfering with the 2068's second display file. SORRY!!

The other four items are in BOTH NLQ by the M1109 AND images by the 2040, since you can then pick and choose which version of the SCREENS to publish.

But, please, each screen should appear in one form or the other!!

KEEP ON TIMEX 'n Dave

emanon@azstarnet.com

Dear Abed,

Thanx much to you and Don for going to the trouble of getting my letter to you into the Summer Issue of ZQA. I hope it may help excite some interest among readers who may feel they don't want to invest in the full shot of upgrading to some of the recent developments in QL-ing, like new hardware that enables use of a hard drive, mouse, SVGA monitor, IBM-type KBD, etc.

Some readers may have been puzzled by the line in the article which came out: "... appears similar to what 131 REN users have reported with sons: keyboards. That, of course, should have read: "DI REN ... some keyboards.". I am familiar with quirky things like this that OCR can do with text from a scanner, especially with words the spell-checker fails to catch because they happen to match something else in its dictionary. Sometimes they can be hilarious.

To clarify this line, and also a couple critical punctuation marks that were dropped in the DO file definition, I thought I would start with these corrections and then go on to some other observations about QPC in a follow-up article. A hard copy is enclosed, and a disk file in DOS ASCII format. I also have Windows 95, WordPerfect 7.0, as well as DOS versions of Word 6.0, WordStar 6.0, PFS:Write, and of course QUILL in DOS and QDOS, if you can use a file in any of these formats.

Robert Hartung
Huntertown, IN

Dear Abed :

Just mailed you another short article for inclusion in the next issue of ZQA.

It is entitled SEQUENTIAL PARAGRAPHS and refers to **both** the TeleComm Main Menu and the Word Processor Main Menu. Also, it mentions some lines from its listing.

Last week, we sent you two versions of the TeleComm Main Menu, and next week we'll send you two versions of the Word Processor Main Menu. So, this week, we sent only two versions of a short listing for SeqPar.B6

I send two versions of these listings, **both** large printer and small printer, in order to offer you more flexibility in the formatting effort for the magazine.

So, next week's article on the Word Processor Main Menu should complete my article submissions for this summer's issue of ZXir QLive Alive!

KEEP ON TIMEX 'n====>>>>>>Dave

Larken Graphic Adventure Games for the Spectrum

The following are the Spectrum graphic adventures I have downloaded from the Internet and think are worth sharing with anyone interested in this type of game:

- KINGKP.BN Kings Keep - The little walking character can switch directions when jumping. Must recharge "burnt wand" to solve adventure. (Only one I have solved.) 4 stars!
- SPLBND.BN Spell Bound - Third Magic Knight. Has instructions and looks promising. 4 stars!
- STORMB.BN Stormbringer - Fourth Magic Knight. Has instructions and looks promising. 4 stars!
- KNHTYM.BN Knight-Tyme - Second Magic Knight has new character and looks similar to Kings Keep. Still a touch of arcade but has instructions and looks promising. 3 stars
- ARTHUR.BN Arthur - The view is as you would see it. Simple graphics, a little slow, but a true graphic adventure. 3 stars.
- MEGABK.BN Megabucks - Walking character type. Shows map (73 rooms) after failure which should be helpful. 2 stars.
- FRSKPS.BN Finders Keepers - First Magic Knight - more arcade style than others in this series. Comes with instructions. Many objects to dodge (not my thing). 1 star

I will share these with any readers interested. Specify 5¼ 400K or 3½ 840K disk. Some others will be added to fill out bigger disks. (If you want 5¼ 840K, send a formatted disk.) Contact:

Les Cottrell
108 River Heights Drive
Cocoa, FL 32922-6630
JACOTTRELL@JUNO.COM

Dear Abed :

Just mailed you another short article for inclusion in the next issue of ZQA. It is entitled Sequential Paragraphs and refers to BOTH the TeleCom Main Menu AND the Word Processor Main Menu. Also, it mentions some lines from its listing.

Last week, we sent you two versions of the TeleCOMM Main Menu, and next week we'll send you two versions of the Word Processor Main Menu. So, this week, we sent only two versions of a short listing for SeqPar.B6

I send two versions of these listings, BOTH large printer AND small printer, in order to offer you more flexibility in the formatting effort for the magazine.

So, next week's article on the Word Processor Main Menu should complete my article submissions for this summer's issue of ZIR QLive Alive

KEEP ON TIMEX 'n=>>>>>Dave

Dear Abed,

In re-reading the last message I sent you on disk and hard copy, I thought perhaps there might be need for clarification on the use of compressed media with QPC files. The users manual emphasizes that the QPC program itself must not be installed in a compressed partition or drive. If you decide to use this material, perhaps this clarification should be inserted as in the second paragraph below.

The first REM line is where a ZIP drive would be activated if you have one. Mine is the parallel port Epson version made by Iomega, for which this line call its universal GUEST driver, which is in the d:\EPSON directory. If you are using a removable hard drive that auto-installs on system start-up, then include the appropriate lines to do this in CONFIG.SYS and AUTOEXEC.BAT.

If you have Stacker 4.0 installed on your system hard drive, be sure to include its DEVICE command in CONFIG.SYS, the necessary check-lines at the start of AUTOEXEC.BAT, and include d:\STACKER in the PATH line. Note that, while QL programs find their data may be stored in a Stacker-compressed partition., QPC itself must be installed in a non-compressed drive partition

A Stacker-compressed disk or cartridge may also be activated independently by using the command in the second REM line, where d: is the drive-name for the medium with a Stacker Anywhere file.

If no Stacker Anywhere file exists on the current cartridge, Then QPC will install normally, with access to the WINn cartridge if there is one. However, the batch file processing will halt if Stacker Anywhere activation occurs, so QPC -R -W:n -P:1 must then be keyed in manually. Interestingly, after QPC emulation is terminated and EXIT is entered to end Stacker Anywhere, the batch file will try to start QPC again. It stops harmlessly with an error report.

With best regards,

Bob Hartung
2416 N. County Line Rd.
Huntertown, IN 46748

How To Download Document Files From The SOL BBS

TS2068 users have noted the problem of downloading files from the SOL BBS in Tucson Arizona. I have found a way to get

downloads of the files. The problem is that MaxCom will not send the final block of the file if a FULL last block of data isn't there to send. XMODEM routines are supposed to fill out the last block with CONTROL Z's as fillers for the last block. MaxCom's routine doesn't do this. I remember that other TS2068 XMODEM routines of the past also had this problem and the men of Canada fixed them.

As the receiving computer is still waiting for the last block to store and therefore know when to store the file and exit the XMODEM routine properly, the receiving end times out and erases the file as the files is presumed to be corrupt.

When you are waiting for the last block to be sent, (and you realize it won't be coming) turn off the TS2068. Use Chambers Disk Doctor to examine the disk you were writing to. Follow the instructions for disk doctor to restore the file. You will now be able to read the whole file save the last block.

Does anyone out there have a fix for MaxCom's problem at the MaxCom end? Until then, maybe those document files could be filled out with some character at the end to be long enough for MaxCom to send the last block.

Bob Swoger-CENG108@email.mot.com

Abed,

I found this while surfing the Net the other day. I thought that

ZEBRA

had gone out of business.

A few die-hard ZX-81ers may want to try their hands at building a ZX-81 kit. \$40 seems a little steep, but the kit is pretty much impossible to get anywhere else.

Tim Swenson
Fremont, CA

[See the Unclassified Ads]

We have had some cool weather again. Of course that is what it is going to be very shortly.....

This is the big weekend for Auburn with the ACD FESTIVAL (Antique / Classic cars). The Kruse auction grounds is getting filled up with vehicles and people. We

go past it an our trips to Ft. Wayne so we see that action.

Auburn is the only city that I know of where I can easily get run over by a car older than I am.


Timex/Sinclair Still Lives.

Sinclairly yours,

Donald S. Lambert

Sinclair E-Mail List

Anson, Gerald	jerrya@aztec.asu.edu
Bennett, Dave	dbennett@epix.net
Cable, Bill	bcable@triton.coat.com
Cottrell, Les	jacottrell@juno.com
Cottrell, Les	cottrell@smtpius.pafb.af.mil
Davis, Frank	fdavis@iquest.net
Decourtney, Jeff	104727.1110@compuserve.com
Feng, Al	alfeng@juno.com
Ganger Gary	gangerg@dma.org
Ganger Gary	venders@dma.org
Harbit, Ken	pogi@sierra.valleynet.com
Honeyball, Stuart	miracle@mail.internexus.co.uk
Impellizzeri, John	75206.1565@compuserve.com
Kaczor, Jon	75363.1127@compuserve.com
Kahale, Abed	akahale@compuserve.com
Kingsley, Ed	edk4@aol.com
Lassov, David	emanon@azstarnet.com
Liebert-Adelt, Peter	p.liebert@t-online.de
Liebert-Adelt, Peter	liebert@gsse.sni.de
Miller, Seymour	seymil@delphi.com
Parrish, Gil	107765.1161@compuserve.com
RTG	rtg@hardlink.com
Shepard, Jay	jshepard@netins.net
Swenson, Tim	swensont@geocities.com
Swentko, Wallter	wswentko@maroon.tc.umn.edu
Swoger, Robert	ceng108@email.mot.com
Taylor, Jeff	jetaylor@spar.ca
Walterman, Don	walterm@ix.netcom.com
Washington, Barry	mf0002@epfl2.epflbalto.org



FROM THE CHAIRMAN'S DISK

Donald S. Lambert

The older you get the faster time flies by; this has been an unusual summer. The month of July had a low of 38 to a high of 98 and then Saturday August 16th was a late afternoon storm with 2 inches of rain in an hour and a half and a total of 4.3 inches in about 7 hours. No problems at my house but there were quite a few with water in their basements.

Monday evening Masako, my non-technical wife, got uptight thinking the VCR had died when it failed to run a borrowed tape recorded in Japan. What had happened was that the batteries in the remote control had become exhausted. I got it going with the controls on the front of the VCR. I then checked an AAA battery I had and while it wasn't a new one it still had some voltage left. I used it with the battery with the highest voltage and it worked until I bought two new AAA batteries for the remote control. The Japanese run their TV programs differently. For the most part they will run all the advertisements for the program in one block of time. Another is that the soap operas only run for one year and then they start a new story line.

All my moaning about what to store in the EPROMs for the Z88 was solved when I was at a garage sale last weekend. There were these plastic boxes with a black foam insert for a nickel each, the boxes will hold two EPROMs and the foam cut to keep the EPROMs from sliding around in the box. I think that the boxes that are used to store trading (*business*) cards are about the right size to hold two EPROMs stacked on the other. That would be neater and cleaner to transport the EPROMs or to store them on a shelf.

It is summertime and there has been little activity with the T/S in my household. Between honey-do projects and

the trips to shop for Masako's trip to Japan in September, I had less time to play with my T/S stuff. Of course I did do some things with the Z88 and the power requirements. I did take a look at some of the stuff stored in the garage which generated the list of stuff I have to get out of the garage and the house.

About Masako's trip to her home land: It is surprising how much can be saved by changing departure dates. By going 15 days later, a savings of \$365 is made. Of course the travel agents and the airlines will not tell you these things but if you know you can get the information.

I have harped about there being no stepping stone to get started in computing like the T/S computers but the little board computer called STAMP just might be one. But it looks like the programming is too much like IBM. Microsoft is trying to get all the market, there is no easy way to get started with IBM.

How long will the T/S computers be used? Well, if the automobiles are an indication it is possible for them to be in use by a very few a hundred years from now. This is automobile country and specifically those made in Indiana. On the streets here you occasionally see a Model T Ford being driven. So if you are working with a T/S computer and feel maybe that you are alone, yes maybe so but not that alone! It is just that a lot are not advertising their presence. For some of us it is just a matter of the T/S computers doing what we want them to do and not wanting to LEARN a new operating system and/or paying out that much money for the new system. So I plan to keep on with my trusty TS-2068 for as long as I can. 0/0

Z88 Revisited

by Donald Lambert

Once again my Z88 with the internal RAM installed came up with BAT LOW. But the other one still had batteries that did not come up with the BAT LOW. Was there something wrong with the computer or was it because I might have used batteries with less life left And how much current did the Z88 draw under normal use? I had questions and no answers.

So I built a break out box so that I could put meters on the current and the voltage. So after visualizing the break out box I found a little box to mount the connectors on and went to Radio Shack. By the time I got the breakout box built I realized that was only half the answer. On the internal battery/power supply how would I measure the battery voltage and current draw to get the difference between the operating mode and the sleep mode? And that was a puzzle, at first I thought of a metal strip taped to the batteries to get the leads out of the computer but then that would only allow the voltage to be

measured. So I came up with an idea and I took a smaller diameter dowel and made a battery emulator connector.

Icarefully measured the length of four AA batteries and subtracted the amount the solder lug and flat head screw would take up and cut the dowel and then made one more cut in the middle. I then wound masking tape around the dowel near the end that was the contact end until it was slightly less in diameter than an AA battery. When I mounted the solder lug and the wire to bring the contacts outside the computer I then cut a groove in the masking tape to seat the wire in and put a turn of Scotch tape around the masking tape and the wire to hold in place. At the end of the two wires on the outside is a jack to plug in a power supply or battery box with a standard Z88 type plug. To keep the polarity correct I used **red** for positive and **black** for negative for ground.

Ihad a HeathKit training unit that had a variable ± 15 volts DC so I had an easy way to get the proper

voltages. I had my newly purchased digital multimeter to monitor the voltages. I used an analog multimeter set for milliampers to read the current drawn by the Z88 under test.

On the Z88 with the internal 528K RAM and no internal batteries and using the HeathKit to supply the power by way of the battery compartment (internal batteries) I set the HeathKit power supply to as near 6 Volts as I could. First I checked the current draw and with the computer turned on the current draw was 80 MA. But in the sleep mode it was .8 MA. So back to the computer on mode and I slowly decreased the input voltage until the BAT LOW came on at 4.40 volts.

I next checked the external battery jack and with the power supply set for 6 volts it drew 100 MA when turned on and .5 MA in the sleep mode. The BAT LOW came on at 5.10 volts.

So next I installed batteries internally and their unloaded voltage was 6.19 volts and I applied 7.5 volts DC through the external jack and the computer drew 50 MA from that and stopped supplying current at 5.87 volts. I found four batteries that gave a total of 5.01 volts and with the external jack supplying 6 Volts the current draw from the external jack was 90 MA, it stopped supplying current when the external battery voltage reached 4.85 volts.

I have one other Z88 and it is set up with 128K RAMPAK and drew 60 MA from the power supply and at 5.2 Volts it reverted back to internal batteries. I suspect that the batteries are on their last legs from that since the other computer with low batteries cut out at 4.85 volts. That is why NiCad batteries do not supply very long running time. A NiCad should supply 1.25 volts right after being charged and they self discharge quite rapidly. In fact in about 20 days they are so far discharged that we would call them discharged. That is why if you use NiCad batteries you should use 6 and get 7.5 volts to start with. I know, I know that they are sold as 7.2 volts when in battery packs but they use the same logic in stating battery voltage as the auto industry does with the lead acid battery in automobiles. That battery fully charged is 6 times 2.2 or 13.2 volts.


I junked out a 2/3 height disk drive in a case. The case and the drive was all one piece. When I got to the bottom of the case there was this battery pack of ten AA NiCad batteries. I don't know how long the batteries had been laying around but they had a little charge left in them. The unit had a power supply requirement of 18 VDC. But I had a Commodore power supply that put out 15VDC without a load. I found the proper polarity and plugged it in and the batteries charged up nicely to almost 13 volts. But since I had heard that NiCad batteries will self discharge I check them every few days and sure

enough after a couple of days the voltage started to drop. It would be far safer for the Z88 to retain data if alkaline dry cells are used and the battery voltage is checked often. One other alternative is to use the RENEWAL batteries by RAY-O-VAC which are rechargeable alkaline batteries and if you don't discharge them too much like only using them for 20% of their life you can recharge them (according to the company literature) for up to 100 times. However, they are more expensive than regular alkaline batteries and they use a special charger that is not cheap. The charge lasts like the shelf life of the battery and that is a long time.

I use AA RENEWAL batteries in our clocks and they seem to last a long time. However, I recharge the batteries every few months so as not to discharge the batteries too much.

On the Z88 the books report that the most current demanding action is when you SAVE to an EPROM. So that is something that I will have to test out and I will report when I do it. While on the subject of EPROMs I have a Z88 EPROM eraser and it is designed to be plugged into 220 VAC. Of course since it was designed for use in the UK they would go with the standard voltage of that country. There several ways to go to 220 volts but the easiest and most expensive is to get a 110 to 220 VAC transformer.

SINCLAIR ZX 81 SPECTRUM



Deutsche

I saw several and Radio Shack has one too but they are heavy and bulky and run from \$35.00 to \$45.00 each. But there is another way without tearing into the eraser and that is to use two transformers. One to drop the voltage to 12.6 VAC and then connect that output to a transformer that has a 6.3 VAC secondary to the 6.3 volt windings and then the formerly 110 VAC will have 220 VAC. But in prowling the transformers and wall outlet power supplies I found a unit that supplies 18 VAC but the primary is 220 VAC. The other day I found a plug-in deal that supplies 18 VAC and will carry the load of an EPROM eraser then I have that problem solved. I connected them up temporarily and I got 216 VAC on the output. Close enough I think. More later on that.

If you have any suggestions or questions let me know. For my part I have thought of a battery box for the Z88 that includes 5 D cells to give a total voltage of 7.75 with fresh batteries. I have thought of putting a IN4000 diode in series with the power until the voltage drops below 7.2 without the diode if that is a problem with the Z88. BUT! and external battery really needs a means of testing for when the voltage gets below 6 VDC. That way you would never inadvertently deplete the internal batteries. 0/0.

After much kicking and screaming, I reluctantly succumbed to utilizing electronic mail (e-mail). Mind you, this is after years of people giving me their e-mail addresses, asking me if I had one, and then telling me that they would write more often if I had an e-mail address, *et cetera*.

Well, I finally found an occasion while I was at my local branch of the Albuquerque Public Library where e-mail is *verboden* when I wanted to e-mail someone to comment on their *Etruscan* web site. Mind you, I *lost* that e-mail address, and I will have to return to the library to get it sometime in the future ... but, that can wait.

Being from the Chicago-school of Sinclair computing where cheaper is better, when I heard that there was at least one free e-mail service exclusive of other Internet features, I figured that it was the one for me. The first one that I had heard of and the one that I am currently signed up with is JUNO.COM.

Surf's Up

The first thing you have to do to access a free e-mail service is to locate them. This is most easily done by *surfing* the WEB. Of course, if you have WEB access then you probably have e-mail unless you are using a friend's access (their computer), the local library, or whiling-away your hours at a cyber-cafe.

Well, I knew the service was called JUNO.COM, so the presumption was that the Internet address would be the same. It is. Using almost any Web browser (I don't know if QMOSAIC will work, however) you can read the necessary information that tells you that you can either down-load the software for free (I think they estimated a half hour download using a 28.8K modem), or have them send you a disk (\$8.82) if you call them at 1-800-378-5866 and give them your credit card number. I'm sure they take checks, but the process is obviously delayed.

Juno would appear to always be releasing upgrades of its software. I do know that the version which I received (1.38) is not the one I read about in May (1.23).

Newer isn't always better. There is an annoying flaw in the version that I received whereby the "dial-up" sequence is apparently corrupted by the "incoming data upgrade." This took me several days to figure out, and I suspect that many people who receive the Juno software never do. What it means is that each time I want to send or receive e-mail I have to re-initialize the dial-up sequence. This only takes a couple of minutes, but it is a nuisance.

Auto-Spam?

While Juno's e-mail service is monetarily free, the price you pay is having ads "tossed" at you in a small window near the upper right hand corner.

This is not visually intrusive, but you will quickly understand why the minimum hardware recommendation is a 486 level PC since the speed of typing in e-mail

reminded me of using any Windows-based word processor on my 20MHz 386. There is often a noticeable time lag between keyboard input and screen display.

The problem (?) with the ads is that information about the products is sparse. When you "click here" to find out more, you are given a minimal amount of information about the product and/or an order form. Advertisers would be wise to have an e-mail address so more information could be requested prior to ordering a product. I have not ordered anything, yet, though I have been tempted.

The Pluses ...

I don't know what the standard text editing features are like for CompuServe and AOL users, but I can tell you that Juno's input box (for want of a better term) is actually a pretty good, but limited, word processor. [*So is CompuServe's. Ed.*]

Editing is pretty much like on the few Windows word processors that I have used.

What you cannot do with Juno's "word processor" is indicate fonts or font size. Considering the nature of e-mail, this makes sense to me. What is available is an easy to use Spell Checker which has the facility for a user's dictionary.

E-mail addresses and recipient's names are stored in an easy to use Address Book.

E-mail files can be stored in different, user-named folders or as ".txt" files. Similarly, ".txt" files can be imported into Juno's software (with some limitations).

The Juno software has "help" files; but, I haven't used them other than to try and resolve the "dial-up" problem.

Juno also has on-line, automated Tech help which you can e-mail and request "docs" that may-or-may-not help. This is an automated system and so using it is problematical. I only received one of the several "docs" that I requested ... and finally, gave up and wrote a hard-copy letter indicating my problem and requesting a new copy of the software be sent "without charge" (we'll see) since the one I was sent was flawed.

Requirements

You will need a PC running Windows 3.1 (or, later) and at least a 9600 BAUD modem.

Although I upgraded to a 33.6K BAUD modem, I received an automatic e-mail message on two separate occasions indicating that my transmission was at 2400 BAUD or slower ... and, therefore unprocessed. The two times I received the message occurred after mid-day connections and apparently was the result of poor, local US West transmission which is only capable of a maximum 28.8K rate of transmission when everything is working properly. Check with your local phone company before buying a too-fast modem (i.e., 56.6K).

You will need about 10 Meg. of free space on your

hard drive. I didn't have this back in May; and, I had to wait until I bought a larger hard drive before acquiring-and-installing the software.

Limitations

Apparently, there is a maximum number of e-mail messages you can send or receive in a given period. I am basing this observation on a **Returned Message** which I had attempted to send to "abqplondke@juno.com" (Jeff DeCourtney). I don't know what the limit is or if it is documented somewhere. I do know that I unexpectedly got the "unable to process" message which has previously come with a failed dial-up sequence in the past despite a connection "this" morning. Could I have exceeded my limit in just two weeks?

The speed of your PC may not matter. If you have a great deal of patience, then you can probably get by with a 386 level PC. If you don't want to notice the intrusion of the ads, then you will probably want a 200 MHz 686! I am using a REV(ed)-TO-486 running at a theoretical (??) 64 MHz when the wind is blowing from the right direction.

Of course, you cannot e-mail FAXes, nor to that telephone e-mail thing with the current Juno software; and, you cannot use NETSCAPE's software, EUDORA, or anything other than the software Juno provides when accessing **juno.com** (they do want to show you the underwriting ads, after all).

Early Conclusion

For any who did a double-take at a line in my first article which stated "similar to what 131 REN users have reported with sons: keyboards . . .," it was an example of what a text scanning device, OCR (Optical Character Recognition), and a spell-checker can conspire together to do when they get devious. The scanner gets an unclear image of adjoining characters, the OCR decides something in its memory matches that, and by coincidence a new word or character-sequence is created which just happens to be in the spell-checker dictionary. The result is computer-generated text that makes it sound like somebody's sons are up to something!

Anyway, the original phrase was: "similar to what DI REN users have reported with some keyboards. . . ." Also, some critical punctuation marks were dropped in the DO definition command-line, which should have read:

```
OPEN NEW #7,KEYS:PRINT #7,"HOT_GO":  
PRINT #7, "ALTKEY'#',CHR$(92)" :PRINT  
#7, "ALTKEY CHR$(39), CHR$(34)" :PRINT  
#7, "ALTKEY '3','#'" :CLOSE
```

After being auto-SPAMmed, I don't know what the complaint is about SPAMming. Oh sure, the download time is a little longer. And sure, there is the expectation of getting messages from friends or associates which you really want to read. But, with the Juno software it is easy enough to see from whom messages are sent, and messages are easily deleted. I would presume that the same is true with other e-mail software; and so, I (you will remember, I'm the critical one) would have to say that all those PC/MAC users are a bunch of whinny ninnies who pretentiously believe that their time away from game playing or their chat room sessions (which is apparently where SPAMmers pick up most of their "victims" addresses) is diminished. Give me a break. There is no "real" equation between SPAMming and junk FAXes or tele-marketing calls at dinner time (which is what the poor, delusionally oppressed SPAMmees feel) ... only a very weak analogy.

So, while the jury should probably stay out a little longer, I would hazard to suggest that if you can live with the fore-mentioned limitations and flaws, then JUNO.COM is an acceptable e-mail provider for those who do not already have an Internet service provider or feel a need to go WEB surfing every day.

HAPPY TRAILS,

AND COMPUTING, TO YOU

by Robert Hartung

A line editor might also be used to create a file with an unnumbered series of commands such as these, although one type of QL editor I tried that has a TSR mode of operation (Terminate and Stay Resident in memory) does not work in QPC for me. Apparently there is a conflict between the memory address it uses and the one required by QPC. Neither can the Toolkit 2 ED be used to directly create a DO file, but it can be used as follows to make a listing of numbered statements which create the above KEYS file when RUN:

More On QPC

```
10 OPEN_NEW #7,KEYS  
20 PRINT #7,"HOT_GO"  
30 PRINT #7,"ALTKEY '#',CHR$(92)"  
40 PRINT #7,"ALTKEY  
CHR$(39),CHR$(34)"  
50 PRINT #7,"ALTKEY '3','#'"  
60 PRINT #7,"LRUN BOOT"  
70 CLOSE
```

available o\$(n) definitions are shown here as examples, but the actual listing may include definitions in lines 1 through 36 as shown in line 2.

```

1 CLS: CLS #0: DIM o$(36,14): o$(1)=
"QUILL23"
2 o$(2)="XCHANGE"
3 o$(3)="DOkeys"
37 FOR j=1 TO 36
38 AT j-1-18*(j>18),20*(j>18): PRINT
CHR$(j+47+39*(j>10)); "="; o$(j)
39 END FOR j
40 AT #0,0,0: PRINT #0; " Key: 0-9
or a-z to LOAD"
41 slc=CODE(INKEY$): AT #0;1,15:
PRINT #0;DATE$; " ";DAY$:IF slc=0
THEN GO TO 41
42 sls=slc-47-39*(slc>57)
43 IF o$(slc)="" THEN RUN
44 IF o$(slc)="DOkeys" THEN DO
WIN5_KEYS: REMark KEYS in WIN5
45 LD$="WIN5_" & o$(slc) & "_BOOT":
LRUN LD$
46 DEFine PROCedure sv: SAVE
WIN5_BOOT: RUN: END DEFine sv

```

Once your o\$ definitions are entered, the above BOOT routine requires only a single keystroke to load the desired program boot routine in the specified directory. Note that the directory names must be exactly the same as those in the o\$ array. The boot listing below is the one I use in the XCHANGE directory to load the XCHANGE program:

```

1 CLS: CLS #2
2 AT #2,0,0: PRINT "1 - QUILL use
DOC1"
3 PRINT "2 - QUILL use DOC2"
4 PRINT "3 - ABACus use ABA"
5 PRINT "4 - ARCHIVE use DBF"
6 PRINT "5 - EASEL use GRF"
7 n=CODE(INKEY$)-48: IF n<1 OR n>5
THEN GO TO 7
8 DEV_USE 1,WIN5_DOC1_
9 DEV USE 2,WIN5_DOC2

```

```

10 DEV_USE 3,WIN5_ABA_
11 DEV_USE 4,WIN5_DBF_
12 DEV_USE 5,WIN5_GRF_
13 SElect ON n
14 =1: DATA_USE WIN5_DOC1_
15 =2: DATA_USE WIN5_DOC2_
16 =3: DATA_USE WIN5_ABA_
17 =4: DATA_USE WIN5_DBF_
18 =5: DATA_USE WIN5_GRF_
19 END SElect
20 PROG_USE WIN5_XCHANGE_
21 PAR_USE SER
22 EX "WIN5_XCHANGE_XCHANGE_EXE"
23 STOP
24 DEFine PROCedure sv: SAVE
WIN5_XCHANGE_BOOT: END DEFine sv

```

The apparent redundancy of repeating DEV_USE definitions in DATA_USE allows the default data directory to be pre-set, for example, to the primary program of QUILL, while at the same time allowing the WIN5_ABA_ directory to be used for ABACUS by prefixing any data file name with just DEV3_. An alternative would be to key F6 and return to the XCHANGE SET option to change the default data directory. For other BOOT routines that involve a single program, such as QUILL 2.30, DEV1_ and DEV2_ definitions allow selecting as the default either the library directory DOC1_ or the current files directory DOC2_. These definitions remain active after an exit from the program that used them, so doing a RESET is usually advisable. The little sv procedure is included to make it easier to save a copy of the listing while testing it just by typing sv.

CLARIFICATION

If you have Stacker 4.0 installed on your system hard drive, be sure to include its DEVICE command in CONFIG.SYS, the necessary check-lines at the start of AUTOEXEC.BAT, and include d:\STACKER in the PATH line. Note that, while QL programs find their data may be stored in a Stacker-compressed partition., QPC itself must be installed in a non-compressed drive partition.

by Al Feng

The QPC, a 68xxx emulator which runs a version of SMSQ, has certainly captured my imagination; but, some of the general information about it remains vague. Unlike the QXL ISA card which is limited to the on-card, 68040 processor and memory resources, the QPC commandeers the resources of the 486-or-better host PC and the speed of your virtual QL is only limited by the host PC's clock speed (some say that a 386 will suffice; but, the processor's clock speed will undoubtedly be slower). However, what would appear to be missing is a natural NETWORK link between a QPC'd computer and earlier QDOS devices.

I don't know if NETWORKING a QPC has already been discussed in European newsletters such as QUANTA and QL TODAY since I don't subscribe to either. Perhaps, a

"commercial" cable is already available. Perhaps the information for NETWORKING a QPC comes with the software -- perhaps it doesn't. The point is, the information hasn't been made generally available, yet; and, the ability or inability to NETWORK a QPC'd computer to existing QLs is a possible limitation of the QPC as an alternative to the QXL or a (SUPER) GOLD CARD for many looking to upgrade.

If you are not interested in NETWORKING, then the point is moot; but, I feel that the potential to NETWORK a QPC to another QDOS device will be important to me if-and-when I eventually get a copy at some point down the road.

If you are concerned with the potential NETWORKING a QPC, then you might be interested in the following

observations which I have made about the potential of cobbling up your own QPC-to-QL NETWORK cable (NOTE: this should also work for SMSQ'd ATARIs which I presume lack a hardware NETWORK port).

This Is Only Theoretical ...

Working on the presumption that the QL's NETWORK communications is RS-232 based, I took my VOM (Volt Ohm Meter) and started to check for possible continuity between the QL's NETWORK ports and my QL's SERIAL ports.

After less than a minute of "testing" I managed to ascertain that you should be able to connect PIN_1 (signal ground) and PIN_6 (+12V) of a female 9-PIN D-CONNECTOR [or, 25-PIN if your PC's SERIAL port is so sized] to (apparently) either the tip or stem of a mini-phonograph plug since there appears to be unimpeded continuity in the QL's NETWORK socket.

I haven't made a cable to test this, so I can't tell you if you can be indifferent about whether the tip or stem is hooked up as the signal ground.

Of course, you will lose one of your PC's SERIAL ports to the NETWORK, and the speed of communication will be limited to the speed you assign via DOS's MODE command [for example: MODE COM1:96,N,8,...].

While it should be possible to use the host PC's SERIAL ports for NETWORKING, we will have to wait until an actual QPC user fabricates a cable in the aforementioned manner and reports back to all of us.

SMSQ Goats

The 1997 version of the QL GET TOGETHER sponsored by NESQLUG has come and gone and my two complaints against the SMSQ operating system apparently remain unresolved:

- 1) diminished screen size; and,
- 2) inability to use the TURBO compiler.

The two problems may never be resolved. If they are "fixed" for the QXL, they will be for the QPC, and vice-versa. Since I have not received an OS upgrade for my QXL since receiving SMSQ v2.76b over half a year ago, I presume the problems persist.

Based on direct correspondence between myself and Stuart Honeyball it would appear that Tony Tebby remains reluctant to correct the two, aforementioned problems. In so many words, I was informed that I could expect the SECOND COMING before any effort was made to correct SMSQ's two glaring flaws that remain.

To Tony Tebby's credit, he did write the DrvLink program which eliminated the apparent high ratio of overhead vs. usable space on WIN()_partitions.

A Kluge By Any Name

Due to diminishing hard disk space on my host PC, I finally decided to move my QXL card to another PC that I

cobbled together from spare (!) parts. The only monitor that I had available was a 15" vertical, monochrome monitor whose approximate vertical height is equal to that of a normal 20" monitor (that is, if you happened to consider a 20" monitor to be "normal").

Using the 15" monitor is a mixed blessing. The 15" monitor has a toggle which allows for either "normal" (but, reduced) ratio so that the viewed display is equivalent to about a 13" monitor or expanded height so that the equivalent would be a 20" monitor; but, the expansion results in a display that resembles a composite monitor with visible scan lines.

When the 15" is toggled to maximize the display height, the resultant SMSQ display is almost the same as viewed on my 14" VGA monitor. The problem is that the characters generated are now only 3/4 the normal width.

In other words, to get an SMSQ display that appears "normal" you will need to acquire a 20" monitor. This means that laptops need not apply for every day QPC emulation at the current time.

Having said that, I have repeatedly heard that a QXL card has been installed in a TOSHIBA laptop and that it was possible to toggle the display between the diminished and a non-diminished size. Until someone sends me the specific details of the observed TOSHIBA phenomenon, I have to presume that the capability is proprietary to the TOSHIBA.

Regardless, the TOSHIBA portables with ISA expansion slots are old, still very expensive and definitely very heavy. I have to presume that the owner of the TOSHIBA-QXL combination either does not read ZQA! or chooses to keep knowledge of how to expand the SMSQ's display to himself. Maybe this can be resolved via QBOX by one of ZQA!'s readers who telecommunicates, and s/he can report back to all of us as to how the keyboard prestidigitation was accomplished on aforementioned TOSHIBA.

For The Record ...

While I am grateful to still be using a QDOS compatible computer, I think that too many QDOS/SMSQ (computer) users (in general?) are too passive (i.e., "grateful" for getting anything new) to complain; and, almost any "bone" will do. If I had known that SMSQ's display would remain crippled, then I would never have gotten a QXL card, and currently that is what is keeping me from buying a copy of the QPC software.

I suppose that if keep complaining about SMSQ long enough then I suppose I should consider migrating permanently to the DOS and (dare I say it?) WINDOWS environment ... after all, QuickBASIC can't be that different from SuperBASIC ...

Happy Trails,
And Computing, To You ...

From Internet to LarKen-2068 *Les Cottrell*

There is a large number of Spectrum programs on the Internet. One site is address <ftp://ftp.nvg.unit.no/pub/sinclair> I have cataloged over 4000 programs on that site so far. They are in a format that can be read with the Z80 Spectrum Emulator(for the PC) after being decompressed. They are mostly games. I find the adventure games interesting so I have downloaded just over 200 from the adventure category. My all time favorite game is Kings Keep, a graphic adventure. There are over 50 in the graphic category, but so far I have found most to be mislabeled arcade style games. I am about half way through and have only found half a dozen that I would call graphic adventures. The 150 or so text adventures appear to be labeled properly.

Now that I have found a few good ones the next step is to try to move them over to my 2068. At first I thought it might not be possible. Persistence has finally paid off. There may be an easier way, but at least I can now do the job.

First, the file is downloaded from the Internet to PC in compressed format (zipped). Then the file is unzipped as an emulator file with either a .Z80 or .sna extension (both are similar to the LarKen NMI snapshot).

The .sna files must be loaded into the emulator and then SAVED in the .Z80 format.

The emulator came with a set of conversion files that will convert .Z80 in to a simulated tape file with a .tap extension. If you have the emulator the file is Z802TAP and is used like a DOS command such as Z802TAP KNIGHTYM.Z80 A:\KNIGHTYM.TAP. Also I discovered that the emulator utilities also contained a conversion file that would save a .tap file straight to tape. This file is TAP2TAPE and the syntax for this example is TAP2TAPE A:\KNIGHTYM.TAP The utility TAP2TAPE needs to be in the same directory as Z80.exe in order to work.

The next step was a hardware project to allow for an old fashioned tape save from the PC. I spent a good while trying to adjust the adapter to save files TO the PC before I realized that it didn't need any adjustment to save files FROM the PC. At this point the PC emulator would save a basic program to tape just like the 2068. The adapter connects to the parallel printer output on the PC with jacks for tape in and out.

After bumbling around with the tape level controls (remember that?) I was able to get a program into the 2068. And of course all that was left was to do a LarKen NMI-save and I had a program I could run on the 2068.

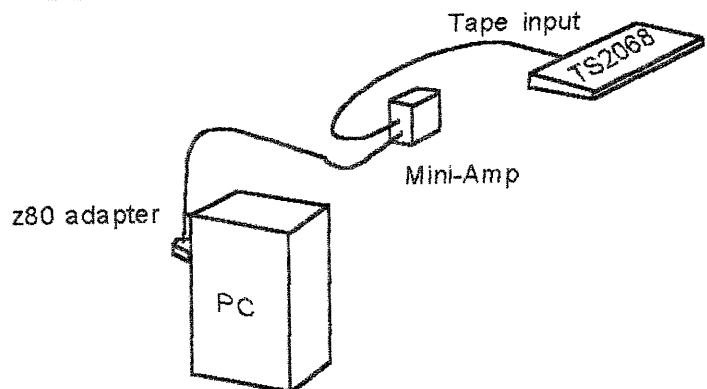
"STRANGE NETWORK!"

A trick for moving files between two 2068s with different disk systems is to do a tape LOAD "" on one computer and a SAVE "" on the other going thru a signal booster. This same trick works going from the PC to the 2068 using the TAP2TAPE utility. So I only have to wait for the tape load routine once as it loads into the 2068. My sons laugh at my strange "network". The biggest difficulty with this process is one of logistics. The PC being used is

made from spare parts and is mounted on the side of my 2068 computer desk. The monitors are side by side on top. The PC keyboard is on a slide out tray just under the 2068 keyboard, and there's the rub. It seems impossible for me to remember which keyboard to use next. ☺

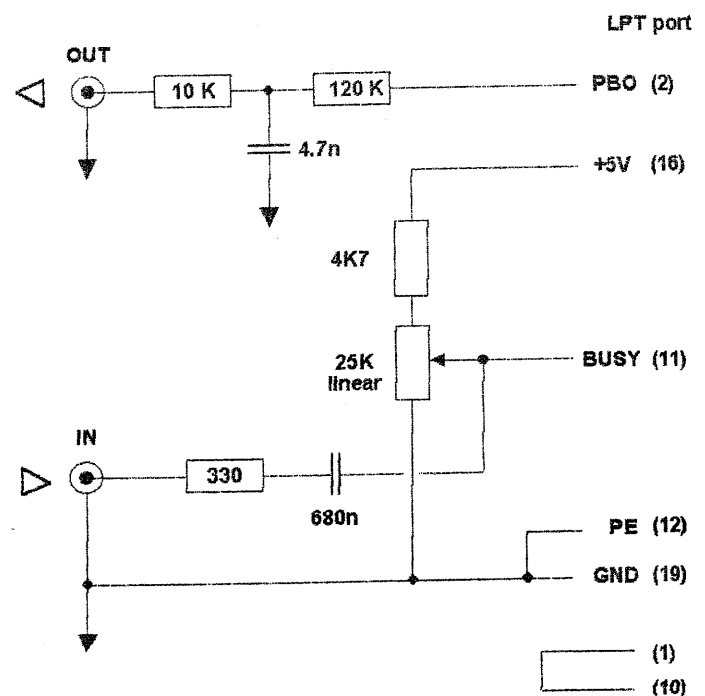
Now that I have accomplished this, how do I make it available to the 2068 community?

I talked to David Lassov about the SOL bulletin board. The number of programs available is larger than the available disk space. He suggested that I send him disks that can be made available on request. I will send disks as they are filled and he can advise users when they are available.



Abed suggested that I send a list to ZXir QLive for publication and offer to send LarKen users programs on request. As soon as a couple of disks are filled, the list will be forwarded to Abed and if anyone is interested they can contact me.

And even if no one else cares I am still having fun with my 2068!
jacottrell@juno.com



Simple tape adapter for PC's

Sequential Paragraph

Here we are going to discuss program SeqPar.B6, which SOL BBS uses in order to compose messages, to be uploaded to The Net or to other BBSs.

It is accessed, by a PRESS of "6" at the TeleCom Main Menu or by a press of "a" at the Word Processing Main Menu.

We refer to it as "messageWRITER" in the TeleCom menu. But, SeqPar is **really** the heart of Bill Jones' BASIC CODE for implementing sequential paragraph files in Udbm.B6, his suite of all data base managers for the 2068.

We have so selected SeqPar.B6 for two reasons:

1. SPEED of textual entry
2. LACK of control codes

As can be seen from the enclosed listing, the 2068 does most of its work inside "cat.Cl", machine code at 24355 or rapidly building a character string out of our keyboard entries. Please see line #150! That's why SeqPar is so fast. The only control code, left in the resulting text file, is a CHR\$ 13 (ENTER, according to the User Manual.) ENTER is used as a record separator, where the record is a paragraph, in this case, and the paragraph is of variable length and contains sentences.

So, *what's with* sequential paragraph files and SOL BPS, anyway?

Well, the software we use is a glorification of Larry Kenny's MaxCom, and it has difficulties, telecommunication with modern equipment and/or software, especially as control codes frequently cause MaxCom to leave its rapid MC for special servicing by slower BASIC code.

We have included a simple menu of SeqPar options, coded inline so as not to require a separate screen string of perhaps two disc blocks. You can see it as the second


command of line 1094. Also, the machine code, cal.Cl, is already on RAMDISK for use with the Daisy routines. After all, RAMDISK allows 48 tracks/blocks, at most!

```

2467 ON ERR RESET : RANDOMIZE US
R CODE "4": CLOSE #VAL "5": LET
M#="" : GO TO VAL "1093"
4000 CLS : GO SUB VAL "520": RAN
DOMIZE USR CODE "4": CAT "" : IN
PUT "Seq file # to read ? " : LIN
E Z# : BEEP VAL "0.2", VAL "2": I
NPUT "The file will be read into
Chr files having a single B.A#
" :
FOR SAVING ?
" : LINE M# : LET Y#="M#".A# : CL
S : LET Z#="Seq"+Z#+".A# IN " : R
ANDOMIZE USR CODE "4": OPEN #VAL
"5", Z#
4002 LET X=CODE "" : ON ERR GO TO
VAL "4006" : FOR N=1 TO 40000 : I
NPUT #5 : LINE A# : IF X<LEN A# TH
EN LET X=LEN A#
4004 NEXT N
4006 ON ERR RESET : DIM H#(VAL "
7", X) : RANDOMIZE USR CODE "4": C
LOSE #VAL "5": LET last=CODE "" :
LET CD=CODE ""
4008 RANDOMIZE USR CODE "4": OPE
N #VAL "5", Z#
4010 ON ERR GO TO VAL "4020" : FO
R N=1 TO 7 : INPUT #5 : LINE H#(N)
: LET CD=CD+1 : NEXT N : ON ERR RE
SET
4012 RANDOMIZE USR CODE "4": CLD
SE #VAL "5" : PRINT #AND "SAVING
" : RANDOMIZE USR CODE "4" : SA
VE #5 DATA H#(1) : IF NOT last THE
N LET M#="STR$ (VAL M#+VAL "1") :
LET H#="H#".A# : RANDOMIZE USR C
ODE "4" : OPEN #VAL "5", Z# : FOR N
=1 TO CD : INPUT #5 : LINE A# : NEX
T N : LET H#="H#".DIM H#(VAL "7", X
) : GO TO VAL "4010"
4016 RANDOMIZE USR CODE "4" : CLO
SE #VAL "5" : GO TO VAL "1093"
4020 ON ERR RESET : LET last=NOT
last : GO TO (H#(1)+")*VAL "4
012"+(H#(1)="")*VAL "4016"
9997 CLS : PRINT #AND "NEW Progr
am Disc, DD# ? " : GO SUB 580 : R
ETURN
9998 CLS : RANDOMIZE USR CODE "4
" : POKE VAL "8208", VAL "8196" : L
ET Z=USR CODE "4" : LET Z=INT (VA
L "1"/VAL "2"+LN Z/LN VAL "2")-V
AL "1" : LET PD=(Z AND Z<PI)+(VAL
"4" AND PI<Z) : GO TO VAL "1092"
9999 CLEAR : GO SUB VAL "9997" :
RANDOMIZE USR CODE "4" : SAVE "Se
qPar.B6" : THE NO "0000" : GO TO

```

The ZX-Team in Ebersberg, Germany



◀ ZX-81 with the LCD screen among others

ZX-81 running a plotter ▶

Speaking with George Chambers has always seemed INSTRUCTIVE to me. Guess it's the facility of the BRITS and the CANUCKS with the Queen's English, that gives them their entertaining TAKE on the concerns of us provincials.

Anyway, considering the prospects of the Timex-Sinclair, Model 2068, always leads George into a diskussion of **menus**. Thus, it seems that, after thoroughly plumbing the depths of the machine's text and graphic capabilities in **both basic and code**, serious diskussions of system capabilities resolve themselves into comparisons between different menus.

Of course, George and his Toronto Timex-Sinclair User's Club were **long** in the supply of **outstanding menus**. Compare the TTSUC LarKen Disk Library, available from Abed Kahale, our esteemed Editor/Treasurer.

As an early example of eight-bit computer technology *on a personal scale*, the 2068 is ideal for the manipulation of character strings and word processing. Character strings are convenient for storage and retrieval of text.

Processing of **graphical** data proves to be a problem for the 2068, in terms of **not only time but also space**, since it takes only a single byte to specify most characters, whereas 64 pixels are needed to specify the same information **graphically**.

Hence, the utility of Mega-Hertz cycle times, modern

This is our most heavily used menu, since it supports SOL BBS, and SOL BBS is on-line **all the time**. Notice, that a PRESS of "2", "3", "4", or "S" READs one of the versions of MaxCom into the Home Bank from Disk Drive A, as can be seen from line #170 on. MaxCom BBS Software is available from RMG at 503-655-7484.

TeleCom Main Menu	

CATlogs	0
Drives	1
	2 BBS -- autonomous
	3 BBS -- clocked
	4 TERM -- autonomous
	5 TERM -- clocked
MessageWriter	6
MSCRIPT	7
	8 Disk Manager
	9 Quit COPY
	a MOVE ramdisk
	b Recover CAT
	c Steal disk name
	d Create/Chng name
Set clock	e

A **press** of "0" generates a CATalog of any Disk Drive, from #0 to #4 as desired. From line #60 can be seen, that we select the desired drive, by executing the routine at line #1000. Then, line #2000 gives us the CAT.

As can be seen from line #70, a PRESS of "1" generates a NEW of any Disk Drive from #0 to #4, as chosen by the routine at line #1000, again. Of course, any

speeds in the scores of Kilo-BAUDs, and Mega-Bytes of RAM.

Notable exceptions and extensions include Bill McKelvey's fax facility and Stan Lemke's Pixel Print Professional. Pixel Print is on disks by TTSUC entitled L-10, L-28, and L-37. We are almost through with acceptance testing of ASAPfax hardware/software. And, Interbank Data Base by Larry Crawford on Disk #30 by TTSUC is *utterly amazing*. Surely, there are others, but that's about the best, that are available to us, here in Tucson, Arizona. Also, **note well**, that these excellent extensions of 2068 capabilities to **graphical applications** incorporate the RAMDISK for **both speed and storage**.

So, *our* menus for spreadsheet/modeling/simulation and for telecommunications are *either* rather static *or* little used.

We bring this up, because **we** wish to diskuss several of our other menus, which have seen **heavy** use during the decade of the 90's.

We have spent a **lot** of time and effort on our Word Processing Menu, several years in fact !! It selects from among Bill Jones' suite of word processors, in support of his Daisy. We *will* return to the Word Processing menu, since much of it has already been considered over the past three years of ZQA! magazine. But, we start with the TeleCOMM Main Menu.

AUTOSTART file on the selected drive is thus automatically LOADED.

TeleCom Menu

A PRESS of "7" LOADs Bob Mitchell's version of Jack Dohany's MSCRIPT, customized and extended for Larry Kenny's DOS. Also included are modifications for Bill McKelvey's ASAPfax facility. So, *it's really loaded!* Disk #51 out of the TTSUC LarKen Disk Library contains several versions of MSCRIPT, ready for LKDOS and available from our esteemed Editor/Treasurer, Abed Kahale.

The best way to get ASAPfax for your 2068 is to contact Bill McKelvey via QBOX BBS at 810-254-9878 or SOL BBS at 520-882-0388.

A PRESS of "8" brings up JFORM by Jack, which enables **convenient** access to his DFM. We thus gain a


```

100000: PRINT AT UAL "10", VAL
100001: "8"; "Which Drive ??": PRINT #RN
100002: @ AT $GN PR, VAL "4": "PRESS 0, 1,
100003: 2, 3, or 4!": PAUSE NOT PI: LE
100004: HZ=CODE $INKEY$-CODE "0": RANCOM
100005: USR CODE "8": GO TO 4: RETUR
100006: NZ
100007: RANDOMIZE USR CODE "4": CAT
100008: " ": PAUSE NOT PI: RETURN
100009: CLEAR 30000: RANDOMIZE USR
100010: CODE "1": RUN
100011: CLEAR 30000: RANDOMIZE USR
100012: CODE "4": SAVE "MENU.B1" LINE PI

```

vast array of commonly used LKDOS utilities : NAME a disk, FORMAT a disk, CATALOG a disk, FULLCAT a disk, BACKUP JFORM, LOAD a file, RENAME a file, ERASE a file, BATCH ERASE, MOVE a file, BATCH MOVE, and BACKUP DFM. You can get JFORM and DFM from RMG at 503-655-7484.

A PRESS of "9" brings up Richard Hurd's lk2cy, for

hyperrapid disk copies among drives 0, 1, 2, and 3. Routine lk2cy is up from TTSUC Disk #2 by George Chambers, available from Abed. We note, that hyperrapid disk copy facilities are completed amongst ALL the Disk Drives #0, #1, #2, #3, and #4, by PRESSing "a", as follows:

A PRESS of "a" brings up rdbkup by Richard Hurd, for **hyperrapid** backup and/or restoring between RAMDISK and Disk Drives #0, #1, #2, or #3. Now, rdbkup is ONLY from Disk #33 by Chambers & Mitchell of the TTSUC LarKen Disk Library, available from Abed.

A PRESS of "b" brings up RECCAT from out of the DUS ensemble of LKDOS utilities by Kris Boisvert. It performs a **hyperrapid** recovery of a corrupted CATALOG, by READING what's still on the rest of the disk. The drives go from #0 to #3, and one can *easily corrupt* the entire disk, in the case of the attempted recovery of a *badly* contaminated disk. So, **be careful** when using RECCAT at the very first sign of CATALOG problems! The DUS disk is available from F. W. Computing.

A PRESS of "c" brings on Thief out of DUS, which enables one to COPY the name field of one disk onto that of another disk. This is useful, when the name field is long and the source disk is *bad*, for but one example.

A PRESS of "d" brings up DSKNAM, another of Kris's routines out of DUS, to permit the modification and/or update of an existing name field on disks in drives from #0 to #3.

Lastly, a PRESS of "e" READs Jack's on-line clock, by LOADING software from RAMDISK. This also permits resetting and/or reformatting the clock. Call Jack Dohany at 415-367-7781, and ask about the Dallas SmartWatch for 2068/Spectrum!

As a tradeoff between speed at the keyboard and limited storage space on RAMDISK, we CODED the menu image INLINE at lines #20, #30, and #40 along with options #0 and #1 at lines #60 and #70, respectively; we READ options #2, #3, #4, and #5 from Disk Drive A; and, everything else is LOADED from RAMDISK. A review of the CATALOGs for RAMDISK and for DD#3 show how the software is stored.

--- Again, get in touch with Frank Davis for DUS.

TELECOMM PROGRAMS			
AUTOSTART	002	LISTFL.B1	001
MaxCOM.BT	004	MaxCOM.BX	004
MaxCOM.C1	002	MaxXXX.BT	004
Maxbbs.C1	002	TERMax.BT	004
TERMax.BX	004	TERMax.BT	004
SETCLK.CO	001	Comand.CT	001
Files.CT	002	NewUsr.CT	001
NotUsr.CT	001	LOGONA.CT	001
ADVA.A\$	002	FILES.A\$	002
AUTOSTART	002	GENER.A\$	002
USER.CT	001	rdbkup.B1	001
Name.CT	001	SysOp.A\$	002
ms5d.BT	001	ms5d.CT	002
DFM.B2	001	DFMCD.C2	001
email.CT	001	MaxCOM.C1	002
testr.A\$	002	Helpme.CT	001
story.A\$	002	Header.CT	001
GAMES.CT	003	RECCAT.CL	001
cat.C1	001	lk2cy.B1	001
rcode.C1	001	JFORM.B1	001
RECCAT.B1	001	THIEF.B1	001
DSKNAM.B1	001	SeqPar.B5	001

```

100  PRINT #RND;AT 0.0;
110  RETURN
120  END

```

[The following text is a dense block of code, likely a continuation of the program or a separate section, containing various commands and mathematical expressions.]

```

PRINT #RND;AT 0.0;
RETURN
END

```

[The following text is a dense block of code, likely a continuation of the program or a separate section, containing various commands and mathematical expressions.]

Back in the 1980's when Sinclair stopped selling these machines we purchased two lots of close-out inventory. But, as it turns out, we really had no economical way to sell the items till now, with the advent of the Internet. Anyone who has built a **ZX81** kit will tell you of the sense of accomplishment and satisfaction they got from actually assembling a computer from basic components.

Customers' Comments:

"It is a piece of computer history."

"I built one back in 1985, I am buying one now so my grandson can build it as soon he's old enough."

From a NASA engineer

"... Send me four more kits, I am using them as controllers for a project."

"I'd like to buy two ZX-81 kits, one to build and one to keep just the way it is. It was my first computer..."

"I collect and have over 200 different old computers, send me an already built ZX-81 for my collection..."



\$30 Plus \$10 for shipping and handling

WARNING! We Do Not Ship Outside The Us & Canada

Payment Terms

Checks, Money Orders and Visa or Mastercard

Check/Money Order orders must be prepaid and drawn on a US bank. Please allow 5 business days for clearance

Visa and Mastercard

Items are shipped the same day the charge is processed

Credit card orders can be made over the phone. Call 212-675-8414

Make payment out to Zebra Systems, Inc. and mail to:

Zebra Systems, Inc.


122 W26th St. Suite. 904

New York, NY 10001



You can also FAX your orders to 212-675-8980

Add \$10 shipping for one unit, \$5 for each additional unit - Shipping is by UPS ground.

New York State residents must add 8.25% sales tax.



ZX81 Kits





Basics of Timex Sinclair 1500/1000 BASIC

A copy of this book is shipped free with each ZX-81 kit.
Allen Wolach, Separately priced \$12.95

BASIC Basics for the Timex/Sinclair 1500/1000

A copy of this book is shipped free with each ZX-81 kit.
Michael Barnett//Simon Barnett, Separately priced \$12.95




The Ins and Outs of the Timex TS-1000 & ZX-81

Don Thomasson, \$12.95

Computer Interfacing Technique in Science Timex/Sinclair 1500/1000

Paul Field & John Davies, \$12.95




ZX-81 BASIC Programming (in Spanish language)

Steve Vickers (Traducido y adaptado) A copy of this book is shipped free for asking if you just pay for additional shipping cost. Separately priced \$10

VU-CALC and VU-FILE (The Organizer)

Getting Serious With Your Timex/Sinclair

Pricing will be announced after we sort through the warehouse to determine if we have the software on tape.



Unclassified Ads

Place your ads here, it is free!

Mail to: A. KAHALE 3343 S FLAT ROCK CT SIERRA VISTA AZ 85635-6874

SPECTRUM for your 2068

If you are a LarKen LK-DOS owner and would like to run SPECTRUM programs on your system, we will supply a V2 EPROM, socket and 74HCT32 for \$12 which includes shipping and handling. The installation instructions are in your LarKen manual. We shall not be responsible for your install job. AERCO owners need only the EPROM for \$10 forwarded to LarKen.

Bob Swoger Address on page 2

747 Flight Simulator

So you like to fly, the 747 Flight Simulator for SPECTRUM by Derek Ashton of DACC. Requires a SPECTRUM equipped 2068. Supplied on LarKen SSDD or DSDD LarKen disk for \$10 which goes to Derek now working at Motorola with Bob.

Bob Swoger Address on page 2

PAL Chips

Programmable Array Logic chips are available for some Timex and QL's from:-

NAZIR PASHTOON

NAP_Ware

940 BEAU DR APT 204

DES PLAINES IL 60016-5876

Phone(eve.) 847 439-1679

A Strategic Generic War Game for the TS-2068

CONQUEST

➤ Available on tape, or disk, AERCO, Oliger. Game and map SAVES in BASIC allows conversion to your system.

➤ Completely in fast machine code. Games can be SAVED and CONTINUED. Price \$19.95 + \$2.50 S&H.

Order from:-

LLOYD DREGER

2461 S. 79TH ST

WEST ALLIS WI 53219

or:-

SMUG

BOX 101

BUTLER WI 53007

The John Oliger Co.

11601 Widbey Dr.

Cumberland IN 46229

The John Oliger Floppy Disk System

FOR THE TS-2068

DISKWORKS

EXPANSION BOARD

2068 User Cartridge

DISK BOARDS "A" & "B"

2068 Parallel Printer Port

2068 EPROM Programmer

2068/SPECTRUM Joystick Port

DFh Mapped Universal I/O Port board

Vpp Power Supply

User Manual only : \$5.00

(Read before you buy)

Service For America's
Favorite Home Computers and Their Accessories

SINCLAIR

TIMEX ADAM ATARI IBM OSBORNE

TI COMMODORE TRS-80

BUY SELL TRADE UPGRADE

FOR SALE

486DX2-80 Computer \$600 + tax
340 Meg. HD, 8MB RAM, 1.44 Floppy, Keyboard, Mouse,
VGA color monitor.

586DX-133 Computer \$775 + tax
500Meg. HD, 8MB RAM, 1.44 Floppy, Keyboard, Mouse,
SVGA color monitor.

686-P120+ Computer \$1025 + tax
1 GB HD, 16 Meg. RAM, 1.44 Floppy, Keyboard, Mouse,
SVGA color monitor

14.4 Fax/Modem \$45

8X Multi-Media Kit \$175

Repair Charge Examples

TS-1000, ZX-81, 1016 RAMPack, Memotech, ZEBRA Talker,
MIRACLE Centronics, RAM Centronics.

\$5.00 each + parts & shipping.

TS-2020, 2040, PC-8300, ZX-80, TI-99, Z-SIO, Byte-Back,
AERCO 2068 Centronics, BASICare, LarKen RAMDisk
\$10.00 each + parts & shipping.

TS-2068, Spectrum, A&J MicrD, Miracle 512K, LarKen 1000 &
2068 FDI, Kempston FDI, Cumana FDI, CST FDI.
\$15.00 each + parts & shipping. July 1, 1996

Reasonable flat rate plus parts and shipping.

Write or call for prices SASE appreciated

COMPUTER CLASSICS

RT 1, BOX 117

CABOOL MO 65689

Phone 417 469-4571 417 467-4571

PROFILE - ZX-81 (tic-tac-toe)

ZX-TEXT - Word Processor

ZX-CALC - Spread Sheet

Business Software

Cycle Accounting Financial Report Generator

ZX-CALENDAR - Time Management

ZX-81 TS-1000 TS-1500

TS-2068

Albert F. Rodriguez

A.F.R. Software®

1605 PENNSYLVANIA AVE 204
MIAMI BEACH FL 33139
305 531-6464

Make David an Offer


ZX-81/TS-1000 TS-2068

Hardware Kits

Real Time Clock I/O Controller RS-232
Centronics I/F 16K & 64K RAM 300 BAUD
Modem A-D Converter(assembly)

BYTE-BACK INC

536 LONG TER
LEESVILLE SC 29070



QLAMBer \$20
QLuMSi \$20
QLUTter \$20
Upgrades \$5

Al Feng

914 RIO VISTA CIR SW
ALBUQUERQUE NM 87105
(505) 843-8414

WOOD & WIND

Bill Cable

ARCHIVE Based QL Software

QLerk - A complete financial program for the QL

QLerk software (v3.21) with tutorial \$29

QLerk manual \$29

QLerk software & manual \$50

DBEasy - A menu based database system

DBEasy software (v1.6) \$24

DBEasy upgrade from V1.5 \$7

DBProgs - A toolkit of ARCHIVE procedures

DBProgs software (v1.8) \$18

DBProgs upgrade from V1.7 \$7

DBTutor - A general purpose learning program

DBTutor software(v1.5) \$12

PC DBEasy - Just like QL DBEasy but, you

must have PC ARCHIVE to use it.

PC DBEasy software (v1.3) \$12

WOOD & WIND COMPUTING

RR3 BOX 92

CORNISH NH 03745 USA

Phone (603) 675-2218

Email : bcable@triton.coat.com

Domino Cubes

Z88

Hardware & Software

352 7th Ave. 15th Flr.

New York, NY 10001

Phone 212 631-7563

Fax 212 947-5069 Voice mail pager 917 490-8407

QBox

USA

810 254-9878

14 hours a day

300 to 14400 bps

Supporting all Sinclair and Timex users Fidonet echomail areas for Sinclair computers Lots of new files for you to download such as TS-2068 emulator for those who use a PC Give us a call and let us know what you want to see

Message area and file area

QL International, Quanta, QL Hacker's Journal, Spectrum/2068, ZX-81/TS-1000, Z88, NetMail, emulators, pointer, FDFormat for QXL/QDOS etc..

Sysop John J Impellizzeri

Co-Sysop Don Waltermann

Utica, Michigan, USA

LISTing Newsletter

The Long Island Sinclair/Timex Users Group

Robert Malloy, Treasurer

412 Pacific St.

Massapeque Park, NY 11762

Robert Gilder, Submissions

69 Jefferson Pl.

Massapequa, NY 11758

NESQLUG NEWS

New England Sinclair QL Users Group

16 HIGHLAND AVE
SAUGUS MA 01906
617 233-3671

QL Hacker's Journal

Supporting All QL Programmers

Timothy Swenson, *Editor*

38725 LEXINGTON ST 230
FREMONT CA 94536
(510) 790-7034

Email: swensont@projtech.com

CATS Newsletter

The Capital Area T/S Users Group

BARRY WASHINGTON
7044 CINDY LN
ANNANDALE VA 22003
301 589-7407

BBS 301 588-0579

Internet mf0002@epfl2.epflbalto.org

Nite - Times News

Newsletter

Chicago Area Timex Users Group

PHILLIP KWITKOWSKI
2106 DOVER LN
ST CHARLES IL 60174
603 584-6710

The Ramtop

Newsletter

The Greater Cleveland T-S User Group

Thomas Simon editor
615 SCHOOL AVE
CUYAHOGA FALLS OH 44221
E-Mail CIS 73177,333

Jon Kaczor production
4568 WILLIAMSON AVE
BROOKLYN OH 44144
75363.1127@COMPUSERVE.COM

ZX-TEAM MAGAZIN

Peter Liebert-Adelt
LUETZOW STR 3
D-38102 BRAUNSCHWEIG
GERMANY

Email: p.liebert@t-online.de

WANTED: One complete (Portuguese) Timex Disk System, including Spectrum buss adapter and emulator.

Leon Howell

6150 MONUMENT DR D
GRANTS PASS OR 97526

FOR SALE: make offer including postage. If offer is accept it will be Wrote in stone and I will write you for the payment.

Please list the item number and the item name so that there is no misunderstanding of what you are making the offer on. While I thing that all are working I can not guarantee that all are. I will designate those that I know do work.

- 1.) Mindware printer with spare ribbon & five rolls of paper & documentation. Five pounds shipping weight.
- 2.) ZX printer and two rolls silver paper & documentation. three pounds shipping weight. will need a I amp power supply and if one is wanted can be supplied and weight will go up about one pound.
- 3.) TS-1000 with 64k memory internally installed mounted in a suntronics key board case. the computer has both a tv and monitor jack. no manual or powersupply or cables. zx81 manual9 powersupply and cables can be supplied but weight will 80 up a pound each for manual and powersupply.
- 4.) TI keyboard mounted in a wood case with a 15 pin connector that plugs into an interface board and also a forth rom TS-1000 computer. No TS-1000 or 2068 computer but does not work on a TS- 2068 for some reason. Great for checking a TS-1000 with a bad keyboard. The forth computer is switchable from TS-1000 mode to forth by way of the channel change switch on the bottom which means that you change the TV channels. The forth computer is out of the case. 4 pounds shipping weight.
- 5.) 2 teak 1/2 height 5.25" 40 track (400k) disk drives tested and working. Note: the ribbon cable connector is upside down to what other drives have their cable connectors. Shipping weight 7 pounds.
- 6.) TS-1000 computer board (out of case) on wood base with keyboard and mule legends and has TV/monitor jacks. No manual or power supply or cables but could be included if wanted. Five pounds shipping weight.
- 7.) TS-1000 computer complete in original box with all parts. Not known if working. Three pounds shipping weight.
- 8.) 5.25 full height 40 track (400k) disk drive in case with power supply. Eight pounds shipping weight.
- 9.) TS-1000 or 1500 computer carrying case. Three pounds shipping height.
- 10.) 10 TS-1000 computer boards out of case (foil wrapped and one file 60 keyboard overlay to put over the keyboard of a TS-1000. Four pounds shipping weight.
- 11.) TS-2040 connector like on the 2040 printer new never been used pass through board and shell. Eight ounces shipping weight.
- 12.) Memotech 16k RAMPACK version with switches to use with 16K rampack for 32K of memory in original box and documentation. Not known if working. One pound shipping weight.
- 13.) Memotech 16K RAMPACK version with switches to use

with 16K RAMPACK for 32K of memory with documentation. Not known if working. One pound shipping weight.

14.) assembled and tested Hunter board (for 8 to 16K memory area) with

ne SRAM chip and documentation. Two pounds shipping weight.

15.) Disk drive case and power supply with two full height 5.25 40 track disk drives mounted inside. Ten pounds shipping weight.

16.) Disk drive case and power supply with one 5.25 40 track disk drive. Six pounds shipping weight.

17.) Unassembled kits for use on the TS-1000. Oliger expansion board kit; Oliger 64K memory board kit all parts; 2764 EPROM read kit. Also an MRP 64K memory board and dynamic RAM chips. All have docs. Three pounds shipping weight.

18.) Z-Dubber cassette load aid for the TS-1000. AAA battery holders corroded but new battery holders included. Partial kit for a Z-dubber included. One pound shipping weight.

19.) ZX81 16K RAMPACK tested and working! One pound shipping weight.

20.) 2 TS-1016 16K RAMPACKs tested and working. One pound each shipping weight.

21.) PC8300, TS-1000 almost clone computer. Uses TS-1016 RAMPACK and printer. No power supply or cords. Documentation in one manual in Chinese and one in English. has sound chip and different and better cassette SAVE and LOAD than TS-1000. TV display at bottom of memory so as screen changes the location of program changes so machine code is wild. Has both TV and monitor jack. Has joystick port but no locs. Works. Uses 12 volt DC at 1 amp power supply with center positive (caution a TS-2068 power supply is the reverse of that and will zap the computer.) Four pounds shipping weight.

22.) 2 TS-1016 RAMPACKs have the key missing on the connector. May or may not be working. I did have one working on the PC8300. One pound shipping weight.

Donald S. Lambert

1301 KIBLINGER PL

AUBURN IN 46706-3010.

TS-2068 books

- 1 Technical Manual - Time Designs Magazine
- 1 The Timex Sinclair 2068 Explored - (Tim Hartnell)
- 1 T/S 2068 Basics And Beyond - (Sharon Z. Aker)
- 2 User Manuals - T/S 2068 Personal Color Computer
- 1 Beginner/Intermediate Guide (Fred Blechman)
- 1 Intermediate/Advanced Guide (Jeff Mazur)
- 1 Pro/File 2068 (Thomas B. Woods)

TS-1000 & ZX-81 books

- 3 User Manuals (1000)
- 1 T/S 1000/ZX81 User's Handbook (T. Terrell & R. Simpson)
- 1 ZX81 Basic Book (Robin Norman)
- 1 1000/ZX81 Basic Book (Robin Norman)
- 1 ZX81 BASIC Programming (Steven Vickers)
- 1 ZX81 Programming For Real Applications (Randle Hurley)
- 1 37 Timex 1000/Sinclair ZX81 Programs For Home, School, Office (Edard Page)
- 1 Brain Games (John Stephenson)
- The Explorer's Guide - ZX81 & T/S 1000 (Mike Lord)
- Mastering Machine Code - T/S 1500/1000 (Toni Baker)
- 8 QuarTerS - Spring/85 through Winter/86
- 1 (SQ) Syntax Quarterly Vol.2 #1
- 28 SUM August/84 thru July/86
- 2 Sync (Special issue) 1982?

- 6 Sync Vol.3 #3 through Vol.4 #2
- 12 Syncware News Vol.2 #1 through Vol.3 #6
- 1 " " " (Catalog) Vol.1 June/83 thru June/84
- 6 Syntax Vol.3 #3 and Vol.5 #7 thru #11
- 17 Time Designs Vol.#3, #6, Vol.2 #1, #5, #6 Vol.3 #1 Through Vol.4 #6
- 8 Timex Sinclair User Vol.1 #1 through #7
- 21 T-S Horizons Issue #1 through #21
- 28 UPDATE Jan.88 through Oct.94

Hardware

- 1 TS-2968 computer - Never been used.
- 1 Amdek (# AMDISK III) dual disk drive.
- 1 Used TS-2040 printer with 3 extra rolls of paper.
- 1 Used Zebra FDD disk drive. Good for spare parts.
- 1 Westridge TS-2050 modem, rarely used.
- 1 ProScan FX-200, never used.

Make an Offer on Any Item or All

Fred Henn

230 N FRENCH RD

AMHERST NY 14228-2033

Ph. & Fax 716 691-9495

FOR SALE: Radio Shack CGP-115 Color Graphic Printer /Plotter, like new condition, \$65.00.

QL Computer, new, never used. Package includes: Trump Card (768K), P/Supply, manuals, extra motherboard (if wanted), printer cable and 24 Micro-Drive cartridges (10 preprogrammed and 14 blank) \$125.

WANTED: PC Magazine, Vol. 3, No.. 23 (Nov. 27, 1984) and/or Vol. 6 No.19 (Nov., 1987). Also "Printers" issue between 1990 - 1993.

D G SMITH

415 STONE ST.

JOHNSTOWN PA 15906-1609

(814) 535-6998

WANTED: Terminal program(s) to run TS-2050 modem on TS-1000 and TS-2068 in cassette format. Machine code tutor for the 2068 (Knighthed Computers - 2 cassettes) or similar for 2068 or 1000.

DOUG WAGONER

E 4825 ST ANTHONY LN

POST FALL ID 83854-8812

FOR SALE: 960101 Half Height Quad Density 5.25" (720K) Floppy Disk Drives. \$25 each or 10 for \$150.

5 IBM XT 10M HD 640K RAM 360 FDD monochrome monitor & keyboard serial and parallel ports \$200

IBM 286 20M Hard Drive 1M RAM 1.2M and 1.44M Floppy Drives monochrome monitor & keyboard serial and parallel ports \$350

Computer Classics

RT 1, Box 117

Cabool MO 65689

417-469-4571

LogiCall 6.0

The Final Version

Newly updated, easy-to-read, LarKen

LKDOS ver.3 Manual

Includes missing information related to the JLO and the

Tasman 'B' CPI, mouse and re-numbering program.
Updated version 6.0 LogiCall Manual
 with sections on utilities and BASIC drivers for
 modified commercial software and switching system
 ROMs without powering down.
 Available now for \$15 from
FWD Computing & RMG Enterprises

From Sco'land

MOTIVATION

The New Name in Sam Coupe Software
 Zenith Graphics & MOTIVATION presents

Edition 1 £4.00 Or all 3 editions for £10
 Edition 2 £4.00
 Edition 3 £4.00 Plus an extra FREE disk
 called **EXTREME** (Issue 0)

The Edition Trilogy of disks are packed full with loads of good,
 addictive and playable games, demos plus amazing utilities and
 if bought with Extreme, you'll also enjoy many scarce and some
 never released programs!

Single **Extreme** issue costs only £1.75

So don't delay — Post today

We want to act as an outlet where we can put new Sam Coupe
 owners in touch with other Sam owners and organizations.

Spectrum software on tape

We are now selling **NEW** Elite utilities: Notepad 1.0 (WP),
 Prowriter (Notepad 2.1), Dirman (512K only) £4.99

Please send your money orders and contributions to:

ALEC CARSWELL
 MOTIVATION
 16 MONTGOMERY AVE
 BEITH AYRSHIRE KA15 1EL
 UNITED KINGDOM

The ZX Spectrum 48/128 Emulator for IBM & Compatables: Z80 Version 2.01

Turn your PC into a real ZX Spectrum 48/128!

The fastest, most compatible and most complete emulator
 available! Main features:

- ⇒ Full Spectrum emulation, border, flash, beeper, Interface 1,
 Microdrive in cartridge file, RS232 input and output redirection
 to file, COM or LPT, joystick support, 128K sound through
 Soundblaster or internal speaker, built-in monitor,
 - ⇒ Able to load ANY, even protected or speed-saved program
 from tape, to save to tape, to redirect tape loads and saves to
 disk for easy file access,
 - ⇒ 2500 line English documentation, frequently-asked-
 questions file, PostScript file of doc, keyboard help screen, utili-
 ties to convert Spectrum screens to -.GIF and .PCX files, con-
 vert snapshot files and tape files from 5 other Spectrum emula-
 tors to own format and W to read DISCIPLE and +D disks.
 - ⇒ Z80 processor amulabon including R register, unofficial in-
 structions, unofficial flags,
 - ⇒ Runs okay under DOS, Windows and DesqView,
 - ⇒ Full source code of emulator and utilities included!
- Runs on any 640K PC; too slow for practical use on PC/XT's
 but fast enough on AT's ; runs at about 100% on 16MHz AT's
 (can be slowed down on faster machines), uses
 VGA/EGA/CGA or Hercules.

This program costs US \$20. You will receive a 3.5" DD disk
 (5.25" disks on request), and you'll be kept informed about up-

dates. Please send bank notes (bills), name and address to:

Gerton Lunter

PO BOX 2535
 NL-9704 CM GRONINGEN
 NETHERLAND

If you send a cheque, please add US \$15 extra and allow 4
 weeks for delivery.

QL Today

What is it?

Like QL World and IQLR before. QL Today is a general
 magazine for everybody who has a QL or compatible. It Will
 contain listings of events, news, reviews of hardware and soft-
 ware, meeting reports, articles on programming, explanations of
 computing mysteries, histories of QL alumni. We are attempt-
 ing to carry on from where IQLR left off but will improve
 things in the process. Most of all, though, we need plenty of
 feedback from readers so that the magazine can provide what
 you actually want.

Who is doing it?

QL Today is being published by Jochen Merz Software.
 Jochen Merz has been supplying software for the QL for sev-
 eral years and has built up a good reputation for quality and fair
 trading. The representative in Britain is Miracle Systems Ltd.
 who take subscriptions and do the distribution. The articles in
 the magazine are written by a number of prominent QLers and
 the editor is Dilwyn Jones.

May/June 96 issue.

Subscriptions:

Germany (+German add-on)	DM 70	
England	DM 60	£25
Rest of the world	DM 70	£30

Back-issues are available for DM 12 (incl. postage)

Checks should be made payable to Jochen Merz Software or
 Miracle Systems Ltd.

German Office:

Jochen Merz Software	Tel.	+49 203 502011
Im stillen Winkel 12	Fax.	+49 203 502012
47169 Duisburg	Box1	+49 203 502013
Germany	Box2	+49 203 502014

English Office:

Miracle Systems Ltd.	Tel.	+44 1454 883602
20 Mow Barton	Fax.	+44 1454 883602
Yates, Bristol		
United Kingdom BS17 5NF		

Editor

Dilwyn Jones	Tel.	+44 1248 354023
41 Bro Emrys	Fax.	+44 1248 354023
Tal-Y-Bont, Bangor, Gwynedd		
United Kingdom LL57 3YT		

SINCLAIR Resources

Jack Dohany (Developer - 2068)
627 VERA AVE
REDWOOD CITY CA 94061

John McMichael (Developer - Graphics)
1710 PALMER DR
LARAMIE WY 82070

Bill Russell (QL)
RUSSEL ELECTRONICS
RR 1 BOX 539
CENTER HALL PA 16828

Keith Watson

AERCO & Z80 Emulator
41634 Amberly Dr.
Mt. Clemens, MI 48038

TEJ Computer Products
2405 GLENDALE BLVD STE208
LOS ANGELES CA 90039
24 Hr. Order line: 213 669-1418

SUNSET ELECTRONICS (TS-1000/2068)
2254 TARAVAL ST
SAN FRANCISCO CA 94116

Send them a LSASE and ask for information about
their current products and/or services.

RMG Enterprises Is Still Alive

If you would like a complete listing of all the items we have for sale, please send a large envelope (6X9) SASE with at least \$.80 postage on it. You will receive more than 20 pages of listings. For questions or comments, feel free to call or write.

RMG Enterprises

14784 S QUAIL GROVE CIR
OREGON CITY OR 97045-8844
503 655-7484 10AM - 7PM (Pacific) Tues. - Sat.

FWD Computing

FORMERLY: MECHANICAL AFFINITY

For all Your Needs

QL Z88

TS-2068

ZX-81/TS-1000

Computers

Hardware/Accessories

Software

Frank Davis

PO Box 17

Mexico, IN 46958 USA

317-473-8031 Tues.-Sat. Only, 6 - 9 PM

FAX: 317 472-0783 6PM-11AM

E-Mail: INTERNET:fdavis@iquest.net

[Http://members.tripod.com/~FWDcomputing/index.html](http://members.tripod.com/~FWDcomputing/index.html)

New Products for the QL

QPC - the QL emulator for the PC
The Writer's Package - QL Thesaurus &
 Style-Check

BASIC Linker - SuperBASIC

Black Night - The best chess program
The AURORA - The Graphics Card, from
 512X256 to 1024X768, up to 256 colors

Other Sinclair Products

Oliger Disk Drive System

LarKen/JLO Disk Drive Board

Oliger MotherBoard kit

Rainbow Interface

TS-1000 in a Full Size Keyboard Case

TS-1000 Full Size Printer Cables

TS-2040 32 column Thermal Printer w/paper

If you own either an Amiga or a PC

The Speccy CD 1996

Retro Gold CD

Z88 Computer

Basic Z88 Computer, vinyl carrying case and manual, new \$170

Z88 Computer, vinyl carrying case, used in working order \$115

Z88 Computer, non-working for parts. \$60.

EPROM Cartridges

32K for \$20 or (3) for \$50, 128K for \$52, 256K for \$77.

RAMs

32K RAM Cartridge for \$25.

128K RAM Cartridge for \$46.

512K RAM Cartridge for \$90.

1 Meg. RAM Cartridge for \$172.

Z88 Serial Printer Cable for \$10.

Z88 Serial to Parallel Printer Interface for \$46.

MACLINK to Z88, Macintosh to Z88, cable, program, cartridge
 for \$26.

PCLINK to Z88, PC to Z88 cable, program, cartridge for \$26.

Both PCLINK & MACLINK for \$50.

QLINK to Z88, QL to Z88 programs \$20.

AMIGALINK, Amiga to Z88 disk, cable, cartridge for \$27.

Topper, molded hard plastic cover to protect Z88 for \$22.

Z88 MAGIC, best book available for the Z88 for \$25.

BBC BASIC, use this book and learn to fully use the built-in
 language of your Z88 computer, limited supply, priced at \$30.

Z88 Source Book 3rd edition, with your choice of 3 QL or PC
 format disks of PD & Shareware programs for the Z88 for \$9.

NEW!! Z88 Keyboards for replacement, only \$22.

Replacement LCD for \$25.

Help

Sinclair Users List

us compile a list of all Sinclair users. Please provide the editor with a list of
 members in *your* Group.

CATUG		Carol	Davis	SMUG	
Jeff	Decourtney	Computer	Classic	Neil	Schultz
John	Donaldson	Dan	Elliot	Lloyd	Dreger
	Dorinson	VSUG		Q-Box	USA
Cy	Herre	Rod	Humphreys	John	Impellizzeri
Abed	Kahale	Marie	Kendall	Don	Walterman
Frank	Kapel	TTSUC		Albert	AFR Software
Phil	Kwitkowski	George	Chambers		Rodriguez
	Lebowitz	LIST		Domino	Cubes
Gary	Lessenberry	Robert	Gilder	Mike	Fink
Leo	Majewski	Robert	Malloy	Wood & Wind	
Frank	Mills	CATS		Bill	Cable
Robert	Muth	Francine	Sklar	NESQLUG	
Jon	Pagano	Ruth	Fegley	Ed	Kingsley
Nazir	Pashtoon	Barry	Washington	HATSUG	
Larry	Sauter	GCTSUG		Dave	Bennett
Robert	Swoger	Thomas	Simon	Platypus Software	
Lee	Thoreson	Jon	Kaczor	Al	Feng
George	Zimmerman	WNY XII			
RMG		Dane	Stegman		
Rod	Gowen	Richard	Norek		
FWD		The John Oliger Co			
Frank	Davis	John	Oliger		

